

PROGRES

I professionisti del gres porcellanato



**La Natura,
il nostro modello**



Progres è un'azienda moderna, dinamica , che parte dalla rivalutazione del progetto ceramico per concentrarsi su nuove scelte progettuali e creative.

Azienda leader, per vocazione tecnologica, nell'interpretazione di prodotti che rappresentano la migliore risposta alle esigenze estetiche e funzionali dei moderni manufatti.

La selezione delle materie prime impiegate, l'utilizzo delle tecnologie più avanzate, gli investimenti nel campo della ricerca ed una costante ed attenta rilevazione delle esigenze di mercato sono le migliori garanzie per i nostri partners.

Progres are a modern, dynamic company who from the beginning have re-evaluated ceramic development by concentrating on new design and creative ideas.

Their technological flair makes them leaders in the interpretation of products offering the best solutions to the styling and functional requirements of modern ceramic tile.

The use of selected raw materials and cutting-edge technologies, investments in research and constant, careful reassessment of the market's demands are the best guarantees for our business partners.

Progres est une entreprise moderne et dynamique qui part d'une revalorisation du projet céramique pour mettre l'accent sur les nouvelles options de concept et de création. Par vocation technologique Progres est une entreprise leader dans l'interprétation des produits qui offrent les meilleures réponses esthétiques et fonctionnelles. La sélection de matières premières de haute qualité, l'emploi de technologies des plus modernes, les importants investissements dans les activités de recherche et une attention constante aux besoins du marché, sont les meilleures garanties que Progres est en mesure d'offrir à ses partenaires.

Progres ist ein moderner, dynamischer Betrieb, der von der Wiederaufwertung des keramischen Projekts, um sich auf neue planerische und schöpferische Entscheidungen zu konzentrieren. Führendes Unternehmen technologischer Berufung, bei der Interpretation von Produkten, die beste Antwort auf ästhetische und funktionelle Ansprüche der modernen Manufakturwaren darstellen. Die Auswahl der verwendeten Rohstoffe, die Anwendung fortschrittlichster Technologien, die Investitionen auf dem Gebiet der Forschung sowie eine konstante und sorgfältige Beobachtung der Markterfordernisse sind die besten Garantien für unsere Partner.



INDICE

pag.



• Gemma Imperiale	60x60	4-5
• Gemma Imperiale	30x60	6-7
• Gemma Imperiale	45x45	8-9
• Gemma Imperiale	30x30 - 30x60	10-11
• Modern naturale	45x45 - 30x60 - 60x60	12-13
• Modern pois	45x45 - 30x60	14-15
• Kerstone naturale	30x30 - 30x60	16-17
• Kerstone rock	30x30 - 30x60	18-19
• Travertino • Jerusalem Stone	30x60	20-21
• Marmi Colosseum	45x45	22-23
• Hi.Thi	20x20 - 30x30	24-25
• Hi.Thi	20x20	26-27
• Dolomite Massic naturale	30x30	28-29
• Dolomite Massic roccia	30x30	30-31
• Caratteristiche tecniche		32-33
• Imballi		34-35

GEMMA IMPERIALE

LEVIGATO

NATURALE

60x60 • 24"x24" ≠ 9,50 mm (lev)

≠ 10,50 mm (nat)




NERO GEIMNE KL lev
NERO GEIMNE K nat



GRIGIO SCURO GEIMGS KL lev
GRIGIO SCURO GEIMGS K nat



BIANCO GEIMBI KL lev
BIANCO GEIMBI K nat



ANTRACITE GEIMNT KL lev
ANTRACITE GEIMNT K nat

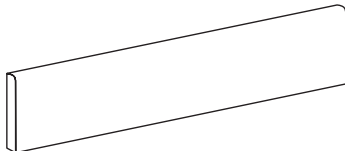


AMBRA GEIMAM KL lev
AMBRA GEIMAM K nat



BEIGE GEIMBG KL lev
BEIGE GEIMBG K nat





Battiscopa
9,5x60 - 4"x24"
Nero Bianco Grigio S.
Beige Ambra Antracite



Caratteristiche tecniche
Technical characteristics
Caractéristiques techniques
Technische Eigenschaften



Destinazione d'uso
Use destination
Destination d'emploi
Verwendungszweck

GEMMA IMPERIALE

LEVIGATO


NATURALE

30x60 • 12"x24" ≠ 8,50 mm (lev)


≠ 9,50 mm (nat)



NERO GEIMNE 6 lev
NERO GEIMNE 5 nat



BIANCO GEIMBI 6 lev
BIANCO GEIMBI 5 nat




GRIGIO SCURO GEIMGS 6 lev
GRIGIO SCURO GEIMGS 5 nat



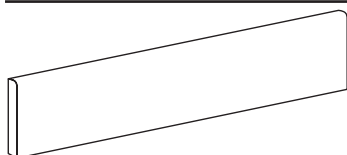
ROSA GEIMRO 6 lev
ROSA GEIMRO 5 nat



BEIGE GEIMBG 6 lev
BEIGE GEIMBG 5 nat



ANTRACITE GEIMNT 6 lev
ANTRACITE GEIMNT 5 nat



Battiscopa
9,5x60 - 4"x24"


Nero Bianco Grigio S.
Beige Rosa Antracite

Caratteristiche tecniche
Technical characteristics
Caractéristiques techniques
Technische Eigenschaften



Destinazione d'uso
Use destination
Destination d'emploi
Verwendungszweck






GEMMA IMPERIALE

LEVIGATO

NATURALE


45x45 • 18"x18" ≠ 8,50 mm (lev) ≠ 9,50 mm (nat)



BIANCO GEIMBI 4 lev
BIANCO GEIMBI 3 nat




GRIGIO SCURO GEIMGS 4 lev
GRIGIO SCURO GEIMGS 3 nat




BEIGE GEIMBG 4 lev
BEIGE GEIMBG 3 nat



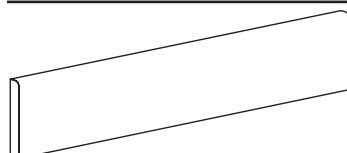
NERO GEIMNE 4 lev
NERO GEIMNE 3 nat



ANTRACITE GEIMNT 4 lev
ANTRACITE GEIMNT 3 nat



AMBRA GEIMAM 4 lev
AMBRA GEIMAM 3 nat




Battiscopa
9,5x45 - 4"x18"
Nero Bianco Grigio S.
Beige Ambra Antracite

Caratteristiche tecniche
Technical characteristics
Caractéristiques techniques
Technische Eigenschaften



Destinazione d'uso
Use destination
Destination d'emploi
Verwendungszweck





GEMMA IMPERIALE


NATURALE

30x30 • 12"x12" ≠ 12,00 mm

30x60 • 12"x24" ≠ 12,00 mm




GEIMBG 17 BEIGE



GEIMGS 17 GRIGIO SCURO



GEIMNT 17 ANTRACITE



Caratteristiche tecniche
Technical characteristics
Caractéristiques techniques
Technische Eigenschaften



Destinazione d'uso
Use destination
Destination d'emploi
Verwendungszweck





GEIMNT 57 ANTRACITE




MODERN

NATURALE

45x45 • 18"x18" ≠ 9,50 mm


30x60 • 12"x24" ≠ 9,50 mm

60x60 • 24"x24" ≠ 10,50 mm




BIANCO

MRBI 3 45x45




ALMOND

MRAL3 45x45




CENERE

MRCE3 45x45



CHOCOLATE

MRCH3 45x45




ECRU

MREC3 45x45



TORTORA


MRTO3 45x45





**BIANCO
BIANCO**

MRBI5 30x60
MRBIK 60x60



ALMOND

MRAL5 30x60



**CENERE
CENERE**

MRCE5 30x60
MRCEK 60x60



CHOCOLATE

MRCH5 30x60



**ECRU
ECRU**

MREC5 30x60
MRECK 60x60



TORTORA

MRTO5 30x60



Caratteristiche tecniche
Technical characteristics
Caractéristiques techniques
Technische Eigenschaften



Destinazione d'uso
Use destination
Destination d'emploi
Verwendungszweck

MODERN

POIS

45x45 • 18"x18" ≠ 9,50 mm

30x60 • 12"x24" ≠ 9,50 mm




ALMOND

MRAL3PS 45x45



CENERE

MRCE3PS 45x45



CHOCOLATE MRCH3PS 45x45



ECRU

MREC3PS 45x45



TORTORA

MRTO3PS 45x45

Caratteristiche tecniche
Technical characteristics
Caractéristiques techniques
Technische Eigenschaften



Destinazione d'uso
Use destination
Destination d'emploi
Verwendungszweck






ALMOND

MRAL5PS 30x60




CENERE

MRCE5PS 30x60



CHOCOLATE

MRCH5PS 30x60



ECRU

MREC5PS 30x60



TORTORA

MRT05PS 30x60



KERSTONE

NATURALE

30x30 • 12"x12" ≠ 8,50 mm

30x60 • 12"x24" ≠ 9,50 mm



KERSTON30REN RED



KERSTON30WN WHITE



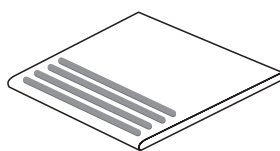
KERSTON30LGN LIGHT GREY



KERSTON30BKN BLACK



KERSTON30BGN BEIGE



Gradino
30x30 - 12"x12"



Battiscopa
7,2x30 - 3"x12"

Caratteristiche tecniche
Technical characteristics
Caractéristiques techniques
Technische Eigenschaften



Destinazione d'uso
Use destination
Destination d'emploi
Verwendungszweck





KERSTON36WN WHITE




KERSTON36LGN LIGHT GREY



KERSTON36BKN BLACK



KERSTON36BGN BEIGE



KERSTONE

ROCK

30x30 • 12"x12" ≠ 8,50 mm

30x60 • 12"x24" ≠ 9,50 mm



KERSTON30RER RED



KERSTON30WR WHITE



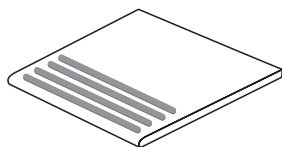
KERSTON30LGR LIGHT GREY



KERSTON30BKR BLACK



KERSTON30BGR BEIGE



Gradino
30x30 - 12"x12"



Battiscopa
7,2x30 - 3"x12"

Caratteristiche tecniche
Technical characteristics
Caractéristiques techniques
Technische Eigenschaften



Destinazione d'uso
Use destination
Destination d'emploi
Verwendungszweck





KERSTON36WR WHITE




KERSTON36LGR LIGHT GREY



KERSTON36BKR BLACK



KERSTON36BGR BEIGE




TRAVERTINO

NATURALE

ROCCIA

30x60 • 12"x24" ≠ 9,50 mm



BEIGE TTBG 5 (NAT)



ROCCIA GRIGIO TTGS5R




ROCCIA BEIGE TTBG5R

JERUSALEM STONE

30x60 • 12"x24" ≠ 9,50 mm



GRIGIO JSGS5




BEIGE JS5

Caratteristiche tecniche
Technical characteristics
Caractéristiques techniques
Technische Eigenschaften



Destinazione d'uso
Use destination
Destination d'emploi
Verwendungszweck

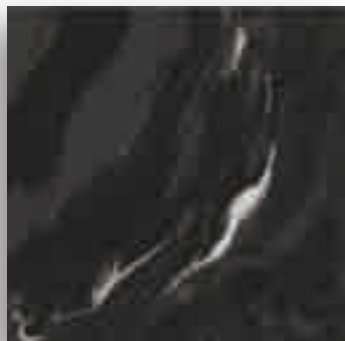





MARMI COLOSSEUM

LEVIGATO

45x45 • 18"x18" ≠ 8,50 mm



NERO MARQUINIA MACOL 74



BIANCO MACOL 14



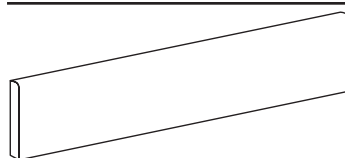
CREMA MARFIL MACOL 24



ROSA PORTOGALLO MACOL 34



GIALLO SIENA MACOL 64



Battiscopa
9,5x45 - 4"x18"

Bianco Crema M.
Rosa P. Giallo S.
Nero M.

Caratteristiche tecniche
Technical characteristics
Caractéristiques techniques
Technische Eigenschaften



Destinazione d'uso
Use destination
Destination d'emploi
Verwendungszweck





NATURALE


ROCCIA

20x20 • 8"x8" ≠ 12,00 mm ≠ 14,00 mm

30x30 • 12"x12" ≠ 12,00 mm



(20x20 ≠ 12 mm) **VENTANA MLDOL 02A**
 (20x20 ≠ 14 mm) **VENTANA MLDOL 02B**
 (30x30 ≠ 11/12 mm) **VENTANA MLDOL 027**
 (30x30 ≠ 11/12 mm) **VENTANA MLDOL 027 R**



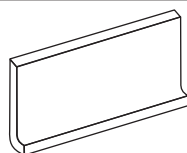
(20x20 ≠ 12 mm) **CAMARA MLDOL 03A**
 (20x20 ≠ 14 mm) **CAMARA MLDOL 03B**
 (30x30 ≠ 11/12 mm) **CAMARA MLDOL 037**
 (30x30 ≠ 11/12 mm) **CAMARA MLDOL 037 R**



(30x30 ≠ 11/12 mm) **DAKOTA RG 124/7**

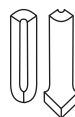


(30x30 ≠ 11/12 mm) **SERIZZO RG 121/7**



Sguscia
10x20 - 4"x8"

Ventana
Camara



Raccordi est. int
10x3 - 4"x1"


Ventana
Camara

Caratteristiche tecniche
 Technical characteristics
 Caractéristiques techniques
 Technische Eigenschaften



Destinazione d'uso
 Use destination
 Destination d'emploi
 Verwendungszweck





ROCCIA

R12 QUADR

R12 STELL

20x20 • 8"x8" ≠ 12,00 mm



(20x20 ≠ 12 mm) VENTANA MLDOL 02AR



(20x20 ≠ 12 mm) VENTANA MLDOL 02AA1



(20x20 ≠ 12 mm) VENTANA MLDOL 02AA2



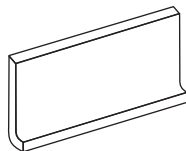
(20x20 ≠ 12 mm) CAMARA MLDOL 03AR



(20x20 ≠ 12 mm) CAMARA MLDOL 03AA1



(20x20 ≠ 12 mm) CAMARA MLDOL 03AA2



Sguscia
10x20 - 4"x8"

Ventana
Camara



Raccordi est. int
10x3 - 4"x1"


Ventana
Camara

Caratteristiche tecniche
Technical characteristics
Caractéristiques techniques
Technische Eigenschaften



Destinazione d'uso
Use destination
Destination d'emploi
Verwendungszweck





DOLOMITE MASSIC

NATURALE

30x30 • 12"x12" ≠ 8,50 mm




WHITE MLDOL 121




VENTANA MLDOL 021



NAGAMO MLDOL 071



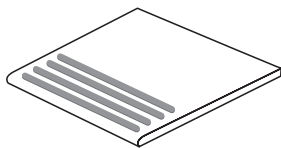
CAMARA MLDOL 031



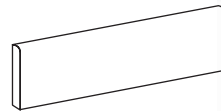
BAZZARO MLDOL 051



IBARRA ML DOL 061



Gradino
30x30 - 12"x12"
White Ventana
Nagamo Camara
Bazzaro Ibarra




Battiscopa
7,2x30 - 3"x12"
White Ventana
Nagamo Camara
Bazzaro Ibarra

Caratteristiche tecniche
Technical characteristics
Caractéristiques techniques
Technische Eigenschaften



Destinazione d'uso
Use destination
Destination d'emploi
Verwendungszweck





DOLOMITE MASSIC

ROCCIA

30x30 • 12"x12" ≠ 8,50 mm



VENTANA MLDOL 021R ≠ mm 8,5



CAMARA MLDOL 031R ≠ mm 8,5




BAZZARO MLDOL 051R ≠ mm 8,5

Caratteristiche tecniche
Technical characteristics
Caractéristiques techniques
Technische Eigenschaften



Destinazione d'uso
Use destination
Destination d'emploi
Verwendungszweck





LE CARATTERISTICHE DEL GRES FINE PORCELLANATO

Dal punto di vista industriale, il Gres Porcellanato è da considerare un'evoluzione concettuale e tecnologica non solo per le sue particolari soluzioni estetiche, ma soprattutto per le eccellenti caratteristiche chimico-fisiche che presenta.

- Resistenza meccanica.
- Resistenza all'abrasione profonda.
- Resistenza al gelo e agli sbalzi termici.
- Resistenza all'attacco chimico.
- Resistenza alle macchie.
- Resistenza dei colori alla luce.
- Superfici antisdrucciolo corrispondenti alle esigenze ambientali.
- Resistenza al fuoco.

Gres porcelain tiles' characteristics

From the industrial point of view, porcelain tiles mark the conceptual and technological state of the art, not only because of the unique design effects they can provide but also and above all through their outstanding physical and chemical characteristics.

- Mechanical strength
- Resistance to frost and temperature variations
- Resistance to stains
- Non-slip surfaces meeting environmental requirements
- Resistance to deep abrasion
- Resistance to chemicals
- Lightfast colours
- Resistance to fire

Les caractéristiques du Grès Cérame Progres

Sur le plan industriel, le Grès Cérame doit être considéré comme une évolution de concept et technologique, non seulement pour ses solutions esthétiques bien particulières mais surtout pour les excellentes caractéristiques chimiques et physiques qu'il offre.

- Résistance mécanique
- Résistance au gel et aux chocs thermiques
- Résistance aux taches
- Surfaces antidérapantes répondant aux exigences de pose
- Résistance à l'abrasion en profondeur
- Résistance aux agents chimiques
- Résistance des couleurs à la lumière
- Résistance au feu

Technische Daten vom Feinsteinzeug

Vom industriellen Standpunkt aus gesehen ist das Feinsteinzeug als eine begriffliche und technologische Weiterentwicklung anzusehen, nicht nur aufgrund der besonderen ästhetischen Lösungen, sondern vor allem zwecks der exzellenten chemisch-physikalischen Eigenschaften, über die es verfügt.

- Mechanische Beständigkeit
- Beständigkeit gegenüber Frost und Temperatur schwankungen
- Fleckenbeständigkeit
- Rutschfeste Oberflächen entsprechend der Ansprüche der Umgebung
- Beständigkeit gegenüber Tiefenverschleiss
- Chemische Beständigkeit
- Lichtehtheit der Färbung
- Feuerbeständigkeit

IMBALLI

Packing - Emballage - Verpackung

serie	Formato	Spess.	Pz/Scat.	M ² /Scat.	KG/Scatola	scat/Pallet	M ² /Pit	KG/Pit
series	Size	Thickn.	Pcs/Box	Sqm/Box	KG/Box	boxes/Pallet	Sqm/Pit	KG/Pit
serie	Format	Epaiss. Mm	Pcs/Boite	M2/Boite	KG/Boite	boites/Palette	M2/Palette	KG/Palette
Serie	Format	Starke	Stk/Ktn	qm/Ktn	KG/Ktn	Ktn/Pal	qm/Pal	KG/Pal
GEMMA IMPERIALE NATURAL	60X60 (24"X24")	10,5	3	1,08	24,90	36	38,88	916,400
GEMMA IMPERIALE NATURAL	60X60 (24"X24")	10,5	4	1,44	33,20	30	43,20	1.016,00
GEMMA IMPERIALE NATURAL	30X60 (12"X24")	9,5	6	1,08	23,40	40	43,20	956,000
GEMMA IMPERIALE NATURAL	45X45 (18"X18')	9,5	7	1,417	29,82	44	62,35	1.332,60
battiscopa - skirting - plinthe MATT	9,5X45 (4"X18")		12		10,20			
battiscopa - skirting - plinthe MATT	9,5X60 (4"X24")		12		15,90			
GEMMA IMPERIALE POLISHED	60X60 (24"X24")	9,5	3	1,08	23,70	36	38,88	873,200
GEMMA IMPERIALE POLISHED	60X60 (24"X24")	9,5	4	1,44	31,60	30	43,20	968,000
GEMMA IMPERIALE POLISHED	30X60 (12"X24")	8,5	6	1,08	20,28	48	51,84	993,440
GEMMA IMPERIALE POLISHED	45X45 (18"X18')	8,5	6	1,22	26,60	34	41,31	1.190,40
GEMMA IMPERIALE POLISHED	45X45 (18"X18')	8,5	7	1,417	26,95	44	62,35	1.208,88
GEMMA IMPERIALE POLISHED	45X45 (18"X18')	8,5	8	1,62	30,40	44	71,255	1.357,60
battiscopa - skirting - plinthe POL	9,5X45 (4"X18")		12		9,240			
battiscopa - skirting - plinthe POL	9,5X60 (4"X24")		12		15,90			
MODERN NATURAL	60X60 (24"X24")	10,5	3	1,08	24,90	36	38,88	916,400
MODERN NATURAL	60X60 (24"X24")	10,5	4	1,44	33,20	30	43,20	1.016,00
MODERN NATURAL	30X60 (12"X24")	9,5	6	1,08	22,92	40	43,20	936,000
MODERN NATURAL	45X45 (18"X18')	9,5	7	1,417	30,10	44	62,35	1.344,40
MODERN POIS	30X60 (12"X24")	9,5	6	1,08	22,92	40	43,20	936,000
MODERN POIS	45X45 (18"X18')	9,5	7	1,417	30,10	44	62,35	1.344,40
KERSTONE NATURAL	30X30 (12"X12')	8,5	15	1,35	24,87	60	81,00	1.512,70
gradino - step - nez de marche MATT	30X30 (12"X12')		15		22,50			
battiscopa - skirting - plinthe MATT	7,2X30 (3"X12")		48		15,40			
KERSTONE ROCK	30X30 (12"X12')	8,5	15	1,35	24,00	60	81,00	1.460,00
KERSTONE NATURAL	30X60 (12"X24")	9,5	6	1,08	23,40	40	43,20	956,000
gradino - step - nez de marche MATT	30X30 (12"X12')		15		22,50			
battiscopa - skirting - plinthe MATT	7,2X30 (3"X12")		48		15,40			
KERSTONE NATURAL	30X60 (12"X24")	9,5	6	1,08	23,40	40	43,20	956,000
TRAVERTINO	30X60 (12"X24")	9,5	6	1,08	23,40	40	43,20	976,000
TRAVERTINO ROCCIA	30X60 (12"X24")	9,5	6	1,08	23,40	40	43,20	976,000
JERUSALEM STONE	30X60 (12"X24")	9,5	6	1,08	23,40	40	43,20	956,000
MARMI COLOSSEUM	45X45 (18"X18')	8,5	7	1,417	26,60	44	62,35	1.190,40
MARMI COLOSSEUM	45X45 (18"X18')	8,5	8	1,62	30,40	44	71,255	1.357,60
battiscopa - skirting - plinthe POL	9,5X45 (4"X18")		12		10,92			
HI.THI NATURAL	30X30 (12"X12')	12	10	0,90	26,00	40	36,00	1.060,00
HI.THI NATURAL	20X20 (8"X8')	12	22	0,88	24,50	45	39,60	1.079,50
HI.THI NATURAL	20X20 (8"X8')	12	22	0,88	24,50	60	52,80	1.491,00
HI.THI NATURAL	20X20 (8"X8')	14	19	0,76	22,42	45	34,20	1.028,90
HI.THI NATURAL	30X30 (12"X12')	14	9	0,81	25,47	40	32,40	1.038,80
HI.THI NATURAL	30X30 (12"X12')	14	10	0,90	28,30	40	36,00	1.152,00
angoli inter/ester sguscia	10x3 (4"X1")		10		2,00			
batt sguscia - cove -plinthes a	10x20 (4"X8")		30		13,50			
DOLOMITE MASSIC NATURAL	30X30 (12"X12')	8,5	15	1,35	24,75	60	81,00	1.505,00
DOLOMITE MASSIC ROCK	30X30 (12"X12')	8,5	15	1,35	24,75	60	81,00	1.505,00
gradino - step - nez de marche MATT	30X30 (12"X12')	8,5		15				22,50
battiscopa - skirting - plinthe MATT	7,2 X,30 (3"X12")		48		19,20			

PEZZI SPECIALI

Special Trim - Pièces spéciales - Formel Stück

	GEMME IMPERIALI	MARMI COLOSSEUM	KERSTONE	DOLOMITE MASSIC	HI.THI
battiscopa - bullnose - plinthe - Sockel 9,5x60 - 4"x24" NAT-MATT	•				
battiscopa - bullnose - plinthe - Sockel 9,5x60 - 4"x24" LEV-POL	•				
battiscopa - bullnose - plinthe - Sockel 9,5x45 - 4"x18" NAT-MATT	•				
battiscopa - bullnose - plinthe - Sockel 9,5x45 - 4"x18" LEV-POL	•	•			
battiscopa - bullnose - plinthe - Sockel 7,2x30 - 3"x12" NAT-MATT			•	•	
gradino - step tread - nez de marche - Stufe 30x30 - 12"x12"			•	•	
sguscia - coved base - plinthe a gorge - Hohlkehl Sockel 10x20 - 4"x8"					•
raccordi - cove - gorge - Kehle 10x3 - 4"x1"					•

APPLICAZIONI

Use - Verwendungen - Emplois



Centri comm.
Shopping Center
Einkaufszentren
Centres comm.



Palestre
Gymnasiums
Turnhallen
Gymnases



Bar
Cafè



Industrie
Industries
Industrien
Industries



Aeroporti
Terminals
Flughäfen
Aeroports



Cinema. Teatri
Cinema, Theatre
Kinos, Theater
Theatres



Scuole
Schools
Schulen
Ecoles



Abitazioni
Houses
Häuser
Habitations



Uffici
Offices
Bueros
Bureaux



Ospedali
Hospitals
Krankenhäuser
Hopitaux



Ristoranti
Restaurants



Hotels



PROGRES

I Professionisti del Gres Porcellanato

Ceramiche Progres S.p.A.
Via Giardini Sud, 4696/1 • 41028 Serramazzoni (MO) Italy

sede Amministrativa e Commerciale:

Via Pedemontana, 3 • 41049 Sassuolo (MO) Italy
Tel. +39 0536 950314 • Fax +39 0536 808918
info@ceramicheprogres.it • www.ceramicheprogres.it